

hegartymaths

Home Support Guide

Table of contents

2. Before you start
3. Logging in
4. Accessing a task
5. Doing a task
6. Example of great homework
7. FAQ

We are delighted that you will be joining the HegartyMaths platform this year and are confident that if you put in hard work - **you will be rewarded and improve at maths**. Before you start it's important you understand our simple philosophy:

Belief + Hard work + Support = Success

Let's start with **Belief**:
You need to believe that you **CAN DO** it! Learning maths is just like learning anything. You need to practise and always put in effort. When it gets difficult (and it will...) you need to remember that millions of people will have had

Some people dream of climbing Everest or swimming the channel - I just wanted to reassure myself that maths was not a mystery and, with your help, it no longer is!

Happy maths student

the same struggle you had, but they overcame it by **not giving up**.

Now for **Hard Work**:
Trying your best and always **putting in effort is crucial** to the process. You need to ensure you attempt all tasks and work hard at maths. Who knows? If you didn't enjoy it before, maybe this is your chance to change your views of it learn one of the most rewarding disciplines. And if you do enjoy it, then this is a fantastic opportunity to **master it**.

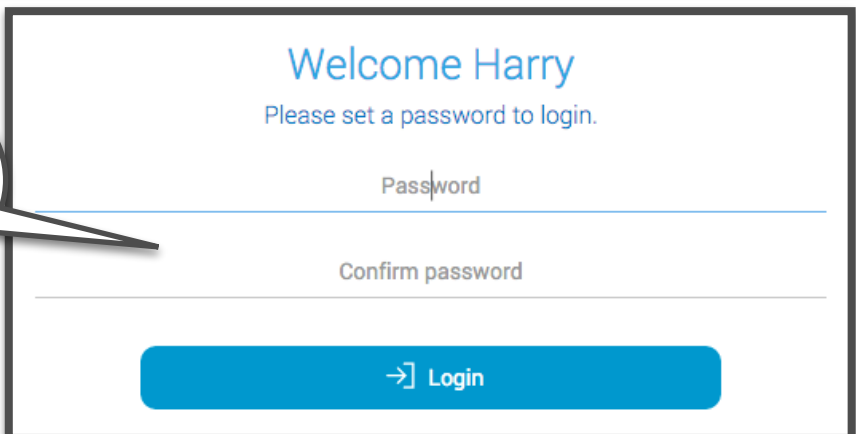
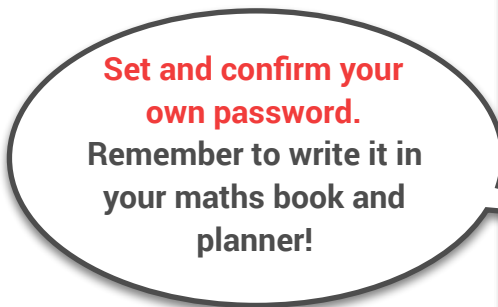
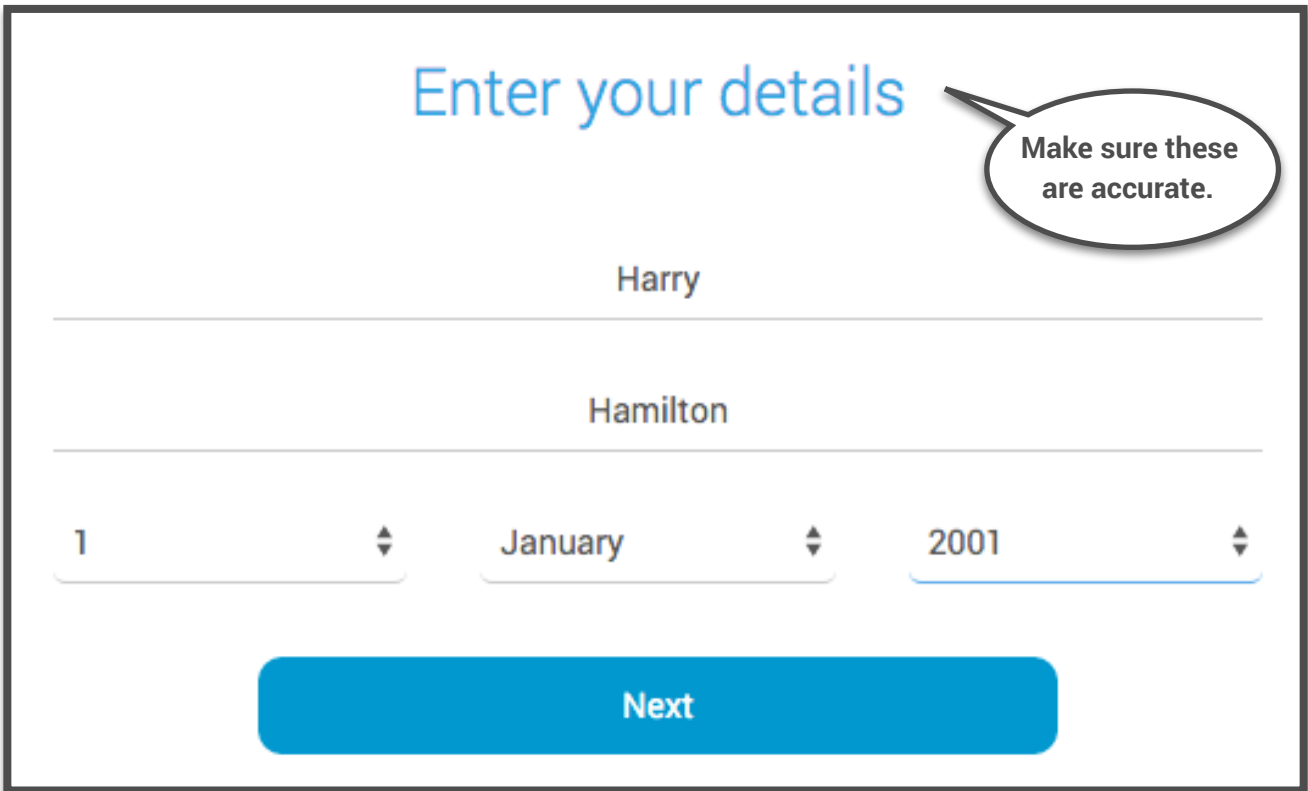
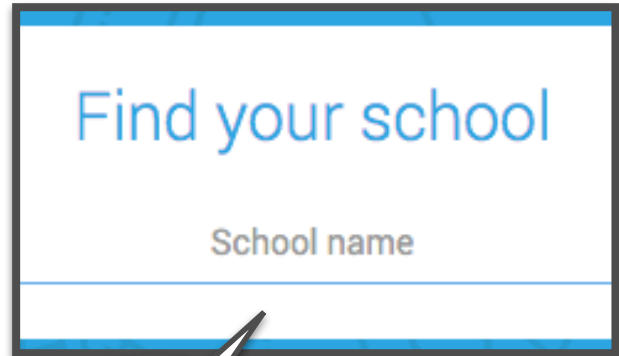
I was in the bottom set in maths in my school. I started doing lots of HegartyMaths and got better at maths. My teacher saw my progress in HegartyMaths and combined with my end of term assessment I was moved up two sets!

Happy Student @ Heston Community School

HegartyMaths is a amazing place to learn new things it shown me the best videos on how to work out the hardest questions

Happy Student @ Harris Academy Morden

We will **Support** you:
HegartyMaths is totally committed to helping students improve at maths. Whenever you are stuck we hope that we will be there to support you when you need it most.

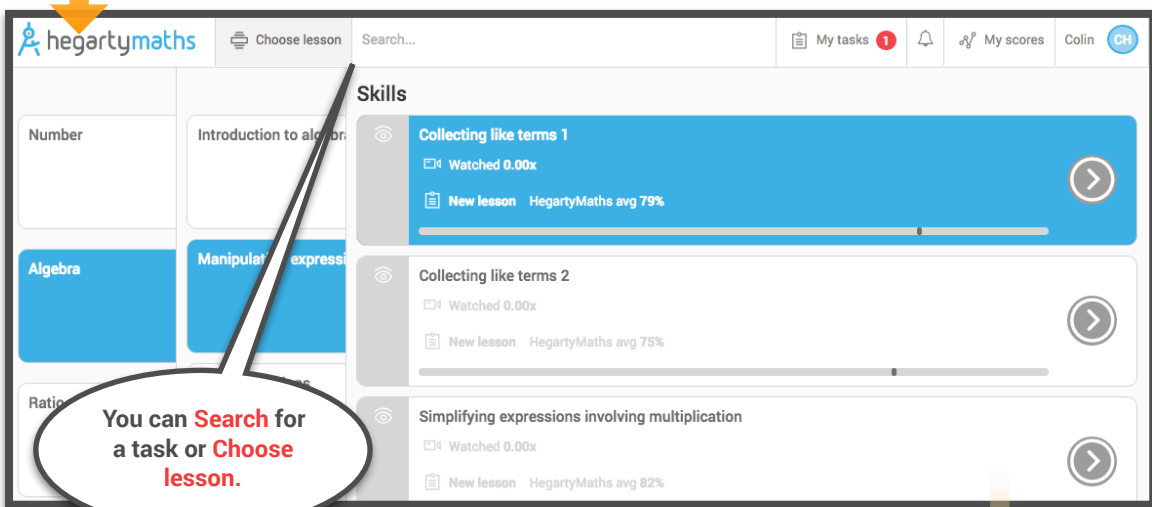


Accessing a task

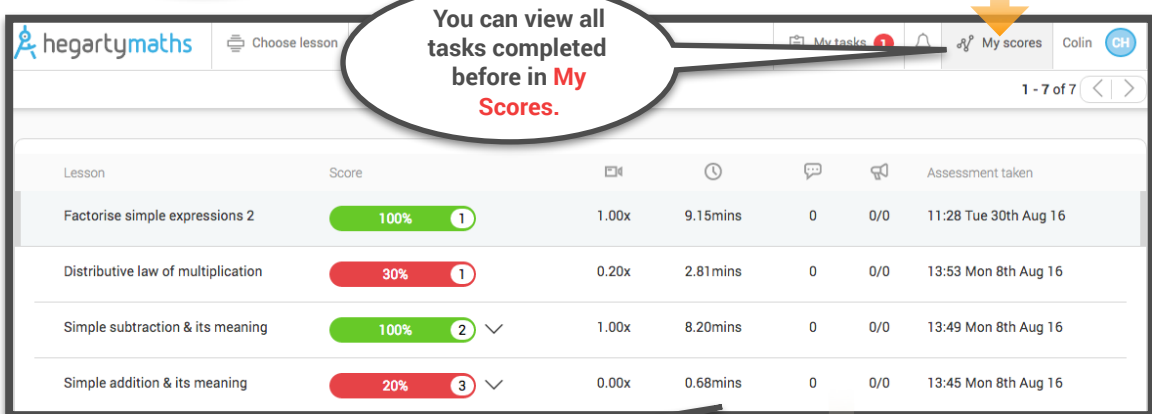
No Has your teacher set you work? **Yes**



Your homework will be found in the **My Tasks** page.



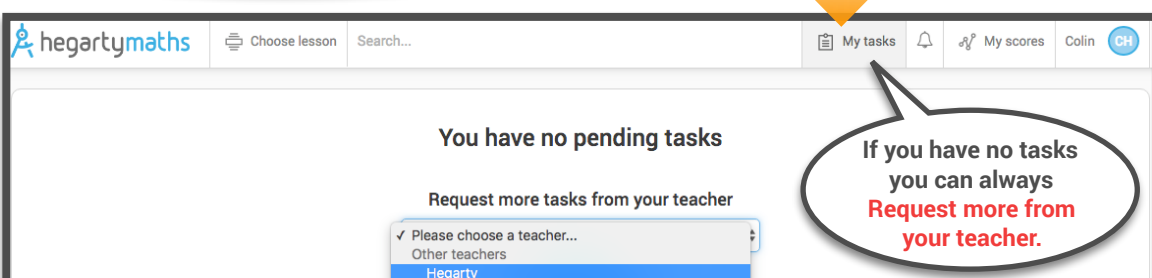
You can **Search** for a task or **Choose lesson**.



You can view all tasks completed before in **My Scores**.

Lesson	Score	Attempts	Time	Comments	Assessment taken
Factorise simple expressions 2	100%	1	1.00x 9.15mins	0	11:28 Tue 30th Aug 16
Distributive law of multiplication	30%	1	0.20x 2.81mins	0	13:53 Mon 8th Aug 16
Simple subtraction & its meaning	100%	2	1.00x 8.20mins	0	13:49 Mon 8th Aug 16
Simple addition & its meaning	20%	3	0.00x 0.68mins	0	13:45 Mon 8th Aug 16

Click on the task to take it again and try to improve your score.



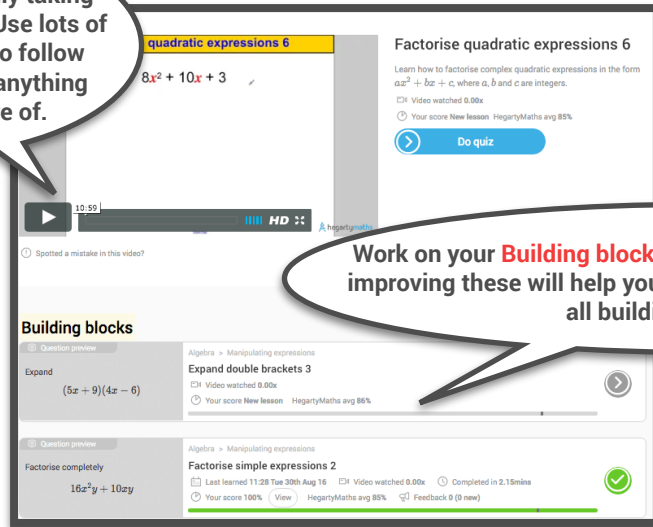
You have no pending tasks

Request more tasks from your teacher

If you have no tasks you can always **Request more from your teacher**.

Doing a task

Watch the video carefully taking the best notes you can. Use lots of colour and work hard to follow each example. Replay anything you might be unsure of.



The screenshot shows a lesson page with a video player at the top and a 'Building blocks' section below. The video player has a progress bar and a 'Do quiz' button. The 'Building blocks' section contains three sub-sections: 'Expand double brackets 3', 'Factorise simple expressions 2', and 'Factorise completely'. Each sub-section has a 'Question preview' and a 'Do quiz' button.

Work on your **Building blocks**. If you struggle with the video then improving these will help you access the task better. Aim to make all building blocks 100%.

Did you understand the video?

No
Yes

Do quiz

Great homework checklist	WWW	EBI
I write the title, date and HW for all my tasks		
I take full notes from the video		
I try to model my work the way I was shown in the video		
I use a ruler a pencil for all diagrams		
I write every question and full solution in my book		
I mark my work as I go		
When I get an incorrect answer, I try to correct this in a different colour pen		
I write my score in my book at the end of the quiz		

What score did you get in the quiz?

100%

Great effort! Why not try the next HW or **improve some of your other scores.**

Below 70%

70 - 99%

Try the quiz again and work hard to learn from any previous mistakes.

Don't give up. If you have taken full notes of the video, worked on your building blocks and you're still struggling then leave comments for your teacher to ask for help. It's important you make sure you **ask your teacher for help** to make sure you can eventually get 100%.

clw

VIDEO NOTES

14th July 2016

Hegarty maths: Perimeter (2)

Example ①



Double dash means same length

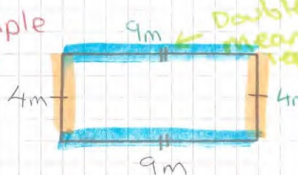
Key Words

- Length
- Units
- Distance

$$\begin{aligned} \text{Perimeter} &= 7+7+7+7 \\ &= 4 \times 7 \\ &= \underline{28 \text{ mm}} \end{aligned}$$

Don't forget units!

Example ②



Double dash means same length as other double dash but not same as single dash

$$\begin{aligned} P &= 4+9+4+9 \\ &= 18+8 \\ &= \underline{26 \text{ m}} \end{aligned}$$

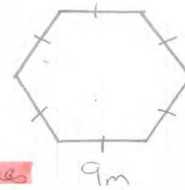
$$\begin{aligned} P &= 2 \times 9 + 2 \times 4 \\ &= 18 + 8 \\ &= \underline{26 \text{ m}} \end{aligned}$$

$$\begin{aligned} P &= 2 \times (4+9) \\ &= 2 \times 13 \\ &= \underline{26 \text{ m}} \end{aligned}$$

Doesn't matter which method you use, they all work 😊

Here is an example of a great homework!

Example ③



Hexagon has six sides

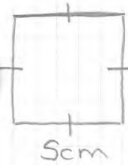
$$\begin{aligned} P &= 6 \times 9 \\ &= \underline{54 \text{ m}} \end{aligned}$$

Regular means all sides are same length

Example ④

Work out the perimeter of a square with side length 5cm.

Always draw a sketch from the information given



$$\begin{aligned} P &= 4 \times 5 \\ &= \underline{20 \text{ cm}} \end{aligned}$$

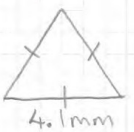
Example ⑤

Work out the perimeter of an equilateral triangle with side length 4.1mm.

same as regular

use distributive law of multiplication

$$\begin{aligned} P &= 3 \times 4.1 \\ &= 3 \times (4 + 0.1) \\ &= 12 + 0.3 \\ &= \underline{12.3 \text{ mm}} \end{aligned}$$



Example ⑥

Work out the perimeter of a regular octagon with side length of 7.4cm.

$$\begin{aligned} 8 \times 4 &= 32 \\ 8 \times 0.4 &= 3.2 \end{aligned}$$

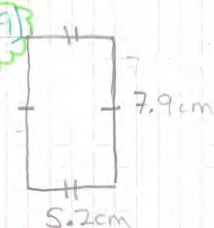
$$\begin{aligned} P &= 8 \times 7.4 \\ &= 8 \times (7 + 0.4) \\ &= 56 + 3.2 \\ &= \underline{59.2 \text{ cm}} \end{aligned}$$



Example ⑦

Work out the perimeter of a rectangle with width 5.2cm and height 7.9cm.

$$\begin{aligned} P &= (2 \times 5.2) + (2 \times 7.9) = 2 \times (5.2 + 7.9) \\ &= 10.4 + 15.8 \\ &= \underline{26.2 \text{ cm}} \end{aligned}$$



Mental Maths

$$\begin{aligned} 5.2 + 7.9 &= 13.1 \\ 13.1 \times 2 &= \underline{26.2} \end{aligned}$$

REMEMBER! There is more than one way 😊

QUIZ NOTES

No Calculator

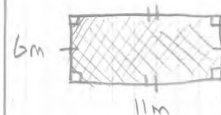
1) Perimeter of Shaded Shape?



4 sides all with single dash → square

$$\begin{aligned} P &= 4 \times 2 \\ &= \underline{8 \text{ mm}} \checkmark \end{aligned}$$

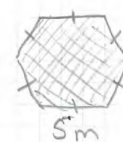
2) Perimeter of Shaded Shape?



Rectangle

$$\begin{aligned} P &= (2 \times 6) + (2 \times 11) \\ &= 12 + 22 \\ &= \underline{34 \text{ m}} \checkmark \end{aligned}$$

3) Perimeter of Shaded Shape?



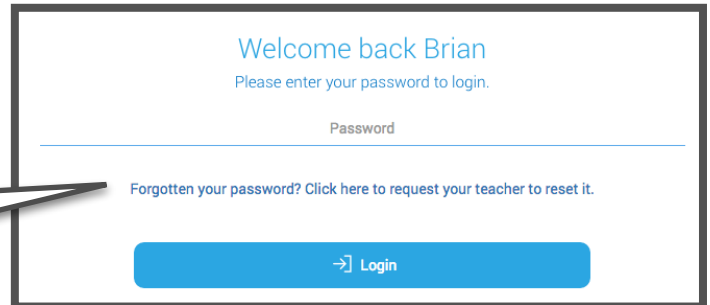
6 equal sides → Hexagon

$$\begin{aligned} P &= 6 \times 5 \\ &= \underline{30 \text{ m}} \checkmark \end{aligned}$$

FAQ's

What if I forget my password?

This link will **notify your teacher** that you need the password reset when they next login.



Welcome back Brian
Please enter your password to login.

Password

Forgotten your password? Click here to request your teacher to reset it.

→ Login

What device should I use?

HegartyMaths will work on any modern device but we **recommend a PC or Mac for the best experience**. Tablets work well too.

HegartyMaths will work on the latest versions of Chrome, Edge, IE and Safari. **We do not support Firefox.**

What browser should I use?

Do I have to watch the video?

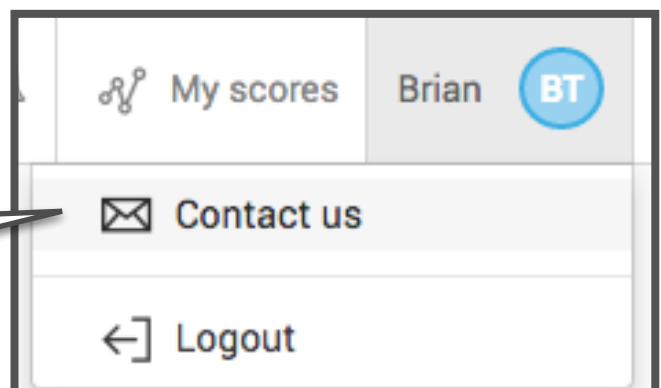
In short, yes! The video and the quiz are designed together so that you can be successful. The video will show you how to tackle the majority of the problems assessed in the quiz.

Try and explain to your teacher in a comment what you think is wrong. Submit a **question problem report**.

What do I do if I think there is a mistake in a question?

How can I contact HegartyMaths?

You can give us feedback on the site using the **contact us** form.



My scores Brian BT

Contact us

Logout